ZINE STONE

OUR STORY

Since 1991, the likes of **ZINESTONE** has been excavated and refined into fine decorative sheets across India. Today, **DES*i*GN DES*i*GN** LLC. is proud to embody a strong sense of sustainability in the construction industry within the UAE by introducing **ZINESTONE** as an affordable, green-conscious and convenient solution to decorative surface finishes.

"With over 20 years of professional interior design consultancy and fit-out contracting experience in the UAE, we can surely make wonders with this unique product!"

-Hazem El Khatib-

ZINE STONE

CONTENT

07
NOBLE GREY

08
PRECIOUS PECAN

09
DESERT ASH

10
OLYMPIC BRONZE

12
COCOA BLUSH

13
ROCK SALT

14
URBAN OBSESSION

16
MUTED STONE

18
GALLANT GREY

19
DUSTED MOSS

20
GOLDEN BARK

21
SPICY SANDALWOOD

22
DOVE SLATE

23
FRESH SAGE

24
VALLEY GREY

26
STORMY RETREAT

27
CLOUDED PEARL

28
BRUSHED BUKLE

29
DELHI BAZAAR

30
DESERT LUSH

31
TUSCAN TREASURE

33
AUTUMN BROWN

34
MUTED GREEN

35
MERCURY JEWEL

37
ROYAL BERRY

38
VANILLA TAUPE

39
VINTAGE RUST

40
BRILLIANT RUST

41
GUIDELINE

NOBLE GREY

ZINE STONE

NOBLE GREY

SLATE STONE

A natural grey wave of
hand-crafted slate stone veneer

ARTICLE CODE	CATEGORY	DIMENSION	THICKNESS
MCNGSS01-UT	ULTRA THIN ZINESTONE	122CMX280CM 122CMX244CM 61CMX122CM	0.6-1 MM
MCNGSS01-T	THIN ZINESTONE	122CMX280CM 122CMX244CM 61CMX122CM	2-3 MM
MCNGSS01-A	ACCENT ZINESTONE	15CMX80CM	6 MM
MCNGSS01-DL	DECO-LIGHT ZINESTONE	122CMX280CM 122CMX244CM 61CMX122CM	2-3 MM

PRECIOUS PECAN

SLATE STONE

A viridescent flame-like
stone portrayed as a volcanic surface

ARTICLE CODE	CATEGORY	DIMENSION	THICKNESS
MCPPSS01-UT	ULTRA THIN ZINESTONE	122CMX280CM 122CMX244CM 61CMX122CM	0.6-1 MM
MCPPSS01-T	THIN ZINESTONE	122CMX280CM 122CMX244CM 61CMX122CM	2-3 MM
MCPPSS01-A	ACCENT ZINESTONE	15CMX80CM	6 MM
MCPPSS01-DL	DECO-LIGHT ZINESTONE	122CMX280CM 122CMX244CM 61CMX122CM	2-3MM

DESERT ASH

SLATE STONE

A burst of the finest slate comparable to the ancient scroll

ARTICLE CODE	CATEGORY	DIMENSION	THICKNESS
MCDASS01-UT	ULTRA THIN ZINESTONE	122CMX280CM 122CMX244CM 61CMX122CM	0.6-1 MM
MCDASS01-T	THIN ZINESTONE	122CMX280CM 122CMX244CM 61CMX122CM	2-3 MM
MCDASS01-A	ACCENT ZINESTONE	15CMX80CM	6 MM
MCDASS01-DL	DECO-LIGHT ZINESTONE	122CMX280CM 122CMX244CM 61CMX122CM	2-3 MM

OLYMPIC BRONZE

SLATE STONE

A homogenous cloud of
bizzare grey irregularities

ARTICLE CODE	CATEGORY	DIMENSION	THICKNESS
MCOBSS01-UT	ULTRA THIN ZINESTONE	122CMX280CM 122CMX244CM 61CMX122CM	0.6-1 MM
MCOBSS01-T	THIN ZINESTONE	122CMX280CM 122CMX244CM 61CMX122CM	2-3 MM
MCOBSS01-A	ACCENT ZINESTONE	15CMX80CM	6 MM
MCOBSS01-DL	DECO-LIGHT ZINESTONE	122CMX280CM 122CMX244CM 61CMX122CM	2-3 MM

OLYMPIC BRONZE

=

COCOA BLUSH

SLATE STONE

A hand carved slate stone comparable to the Adenium Obesum Socotora

ARTICLE CODE	CATEGORY	DIMENSION	THICKNESS
MCCBSS01-UT	ULTRA THIN ZINESTONE	122CMX280CM 122CMX244CM 61CMX122CM	0.6-1 MM
MCCBSS01-T	THIN ZINESTONE	122CMX280CM 122CMX244CM 61CMX122CM	2-3 MM
MCCBSS01-A	ACCENT ZINESTONE	15CMX80CM	6 MM
MCCBSS01-DL	DECO-LIGHT ZINESTONE	122CMX280CM 122CMX244CM 61CMX122CM	2-3 MM

ROCK SALT

SLATE STONE

An array of diagonal linear veins engraved in a blossom grey stone

ARTICLE CODE	CATEGORY	DIMENSION	THICKNESS
MCRSSS01-T	THIN ZINESTONE	122CMX244CM 61CMX122CM	2-3 MM
MCRSSS01-A	ACCENT ZINESTONE	15CMX80CM	6 MM
MCRSSS01-DL	DECO-LIGHT ZINE STONE	122CMX280CM 61CMX122CM	2-3 MM

URBAN OBSESSION

QUARTZITE STONE

Silver in the Form of a Natural Ever Rich Quartzite Surface

ARTICLE CODE	CATEGORY	DIMENSION	THICKNESS
MCUOQ01-UT	ULTRA THIN ZINESTONE	122CMX280CM 122CMX244CM 61CMX122CM	0.6-1 MM
MCUOQ01-UT	THIN ZINESTONE	122CMX280CM 122CMX244CM 61CMX122CM	2-3 MM
MCUOQ01-A	ACCENT ZINESTONE	15CMX80CM	6 MM
MCUOQ01-UT	DECO-LIGHT ZINESTONE	122CMX280CM 122CMX244CM 61CMX122CM	2-3 MM

URBAN OBSESSION

MUTED STONE

QUARTZITE STONE

A natural essence of the vague colours of earth blended together faintly

ARTICLE CODE	CATEGORY	DIMENSION	THICKNESS
MCMSQ01-UT	ULTRA THIN ZINESTONE	122CMX244CM 61CMX122CM	0.6-1 MM
MCMSQ01-T	THIN ZINESTONE	122CMX244CM 61CMX122CM	2-3 MM
MCOBSS01-A	ACCENT ZINESTONE	15CMX80CM	6 MM
MCMSQ01-DL	DECO-LIGHT ZINE STONE	122CMX244CM 61CMX122CM	2-3 MM

MUTED STONE

GALLANT GREY

QUARTZITE STONE

A deteriorated set of grey
waves dazzled in rich yet subtle spark

ARTICLE CODE	CATEGORY	DIMENSION	THICKNESS
MCGGQ01-UT	ULTRA THIN ZINESTONE	122CMX280CM 122CMX244CM 61CMX122CM	0.6-1 MM
MCGGQ01-T	THIN ZINESTONE	122CMX280CM 122CMX244CM 61CMX122CM	2-3 MM
MCGGQ01-A	ACCENT ZINESTONE	15CMX80CM	6 MM
MCGGQ01-DL	DECO-LIGHT ZINESTONE	122CMX280CM 122CMX244CM 61CMX122CM	2-3 MM

DUSTED MOSS

QUARTZITE STONE

A highly variant trend
of earthly vibrant colours

ARTICLE CODE	CATEGORY	DIMENSION	THICKNESS
MCDMQ01-UT	ULTRA THIN ZINESTONE	122CMX280CM 122CMX244CM 61CMX122CM	0.6-1 MM
MCDMQ01-T	THIN ZINESTONE	122CMX280CM 122CMX244CM 61CMX122CM	2-3 MM
MCDMQ01-A	ACCENT ZINESTONE	15CMX80CM	6 MM
MCDMQ01-DL	DECO-LIGHT ZINESTONE	122CMX280CM 122CMX244CM 61CMX122CM	2-3 MM

GOLDEN BARK

QUARTZITE STONE

A surface glistened by hints of gold in portrayal of an enchanted herb

ARTICLE CODE	CATEGORY	DIMENSION	THICKNESS
MCGBQ01-UT	ULTRA THIN ZINESTONE	122CMX280CM 122CMX244CM 61CMX122CM	0.6-1 MM
MCGBQ01-T	THIN ZINESTONE	122CMX280CM 122CMX244CM 61CMX122CM	2-3 MM
MCGBQ01-A	ACCENT ZINESTONE	15CMX80CM	6 MM
MCGBQ01-DL	DECO-LIGHT ZINESTONE	122CMX280CM 122CMX244CM 61CMX122CM	2-3 MM

SPICY SANDALWOOD

QUARTZITE STONE

Bronze with a flare of aged metal, this surface speaks richness under light

ARTICLE CODE	CATEGORY	DIMENSION	THICKNESS
MCSSQ01-UT	ULTRA THIN ZINESTONE	122CMX280CM 122CMX244CM 61CMX122CM	0.6-1 MM
MCSSQ01-T	THIN ZINESTONE	122CMX280CM 122CMX244CM 61CMX122CM	2-3 MM
MCSSQ01-A	ACCENT ZINESTONE	15CMX80CM	6 MM
MCSSQ01-DL	DECO-LIGHT ZINESTONE	122CMX280CM 122CMX244CM 61CMX122CM	2-3 MM

DOVE SLATE

QUARTZITE STONE

A dash of bedazzle which sparks at the viewer under a treatment of light

ARTICLE CODE	CATEGORY	DIMENSION	THICKNESS
MCDSQ01-T	THIN ZINESTONE	61CMX122CM	2-3 MM
MCDSQ01-A	ACCENT ZINESTONE	15CMX80CM	6 MM
MCDSQ01-DL	DECO-LIGHT ZINESTONE	122CMX144CM 61CMX122CM	2-3 MM

FRESH SAGE

QUARTZITE STONE

A fresh slate which brings about
an aquatic rich theme to the surface

ARTICLE CODE	CATEGORY	DIMENSION	THICKNESS
MCFSQ01-T	THIN ZINESTONE	61CMX122CM	2-3 MM
MCFSQ01-A	ACCENT ZINESTONE	15CMX80CM	6 MM
MCFSQ01-DL	DECO-LIGHT ZINESTONE	122CMX144CM 61CMX122CM	2-3 MM

VALLEY GREY

QUARTZITE STONE

A silver rich surface with a soft wavy blend of florescent grains

ARTICLE CODE	CATEGORY	DIMENSION	THICKNESS
MCVGQ01-T	THIN ZINESTONE	122CMX244CM 61CMX122CM	2-3 MM
MCVGQ01-A	ACCENT ZINESTONE	15CMX80CM	6 MM

VALLEY GREY

STORMY RETREAT

QUARTZITE STONE

A plush mix of dated coarse grey stone

ARTICLE CODE	CATEGORY	DIMENSION	THICKNESS
MCSRQ01-T	THIN ZINE STONE	61CMX122CM	2-3 MM
MCSRQ01-A	ACCENT ZINE STONE	15CMX60CM	6 MM

CLOUDED PEARL

SAND STONE

A creamy homogenous surface
of rugged sandstone

ARTICLE CODE	CATEGORY	DIMENSION	THICKNESS
MCCPS01-T	THIN ZINE STONE	61CMX122CM	2-3 MM
MCCPS01-A	ACCENT ZINE STONE	15CMX60CM	6 MM

BRUSHED BUKLE

SAND STONE

A creamy homogenous surface
of gentle sandstone

ARTICLE CODE	CATEGORY	DIMENSION	THICKNESS
MCBBS01-T	THIN ZINE STONE	61CMX122CM	2-3 MM
MCBBS01-A	ACCENT ZINE STONE	15CMX60CM	6 MM

DELHI BAZAAR

SAND STONE

A vibrant form of rock reddened under the intensity of the sun

ARTICLE CODE	CATEGORY	DIMENSION	THICKNESS
MCDBS01-T	THIN ZINE STONE	61CMX122CM	2-3 MM
MCDBS01-A	ACCENT ZINE STONE	15CMX60CM	6 MM

DESERT LUSH

SAND STONE

A peachy peel embodied into the rugged state of this deli bred stone

ARTICLE CODE	CATEGORY	DIMENSION	THICKNESS
MCDLS01-T	THIN ZINE STONE	61CMX122CM	2-3 MM
MCDLS01-A	ACCENT ZINE STONE	15CMX60CM	6 MM

TUSCAN TREASURE

SAND STONE

An orange peel resemblance of furrowed stone

ARTICLE CODE	CATEGORY	DIMENSION	THICKNESS
MCTTS01-T	THIN ZINE STONE	61CMX122CM	2-3 MM
MCTTS01-A	ACCENT ZINE STONE	15CMX60CM	6 MM

AUTUMN BROWN

AUTUMN BROWN

SAND STONE

An intimate portrayal of the autumn leaf grained with brown veins

ARTICLE CODE	CATEGORY	DIMENSION	THICKNESS
MCABS01-T	THIN ZINE STONE	61CMX122CM	2-3 MM
MCABS01-A	ACCENT ZINE STONE	15CMX60CM	6 MM



MUTED GREEN

SAND STONE

An intimate portrayal of the spring leaf grained with brown veins

ARTICLE CODE	CATEGORY	DIMENSION	THICKNESS
MCMGS01-T	THIN ZINE STONE	61CMX122CM	2-3 MM
MCMGS01-A	ACCENT ZINE STONE	15CMX60CM	6 MM

MERCURY JEWEL

SAND STONE

A violet affair of smooth grains crusted on the rough textured sand stone

ARTICLE CODE	CATEGORY	DIMENSION	THICKNESS
MCMJS01-T	THIN ZINE STONE	61CMX122CM	2-3 MM
MCMJS01-A	ACCENT ZINE STONE	15CMX60CM	6 MM

ROYAL BERRY

ROYAL BERRY

SAND STONE

A lavender imitation fused naturally in a rough wave of entropy

ARTICLE CODE	CATEGORY	DIMENSION	THICKNESS
MCRRS01_T	THIN ZINE STONE	61CM/X122CM	2-3 MM
MCRRS01_A	ACCENT ZINE STONE	15CM/X60CM	6 MM

VANILLA TAUPE

SLATE STONE

A creamy smooth splash of contemporary rich colors

ARTICLE CODE	CATEGORY	DIMENSION	THICKNESS
MCOBSS01-UT	ULTRA THIN ZINESTONE	122CMX280CM 122CMX244CM 61CMX122CM	0.6-1 MM
MCOBSS01-T	THIN ZINESTONE	122CMX280CM 122CMX244CM 61CMX122CM	2-3 MM
MCOBSS01-A	ACCENT ZINESTONE	15CMX80CM	6 MM
MCOBSS01-DL	DECO-LIGHT ZINESTONE	122CMX280CM 122CMX244CM 61CMX122CM	2-3 MM

VINTAGE RUST

RUST VENEER

An industrial hue of warm rusty orange sheets

ARTICLE CODE	CATEGORY	DIMENSION	THICKNESS
MCVRR01	THIN ZINE STONE	61CMX122CM 244CMX122CM 280CMX122CM	2-3 MM

BRILIANT RUST

RUST VENEER

A finely portrayed sheet of ornamental rust lines

ARTICLE CODE	CATEGORY	DIMENSION	THICKNESS
MCBRR01	THIN ZINE STONE	61CMX122CM 244CMX122CM 280CMX122CM	2-3 MM

GUIDELINE

This document is a comprehensive guide on how to handle, prepare and install the ZINE STONE products within interior and exterior applications. Please ensure that all instructions within this guide are abided by in order to retain desired results covered by the ZINE STONE warranty terms

PRE-INSTALLATION RECEIVING

Please ensure that all ZINE STONE surfaces are inspected against stains, cracks, damages or defects upon receiving on site. Any issue must be raised immediately to DES*i*GN DES*i*GN LLC. (sales@designdesignllc.com, TEL:+97143337745, Apricot Tower, Suit 108). Failure to notify the said fault will jeopardize your rights to ZINE STONE warranty terms.



FLAT RUBBER TROWEL

NEUTRAL CURE SILICONE

PENCIL



2 MM TROWEL

HEAT GUN

NON-SOLVENT BASED ADHESIVE



CIRCULAR SAW

METAL SNIPPER

ANGLED GRINDER

RIGHT ANGLE

STONE SEALER

SURFACE PREPARATION

Any surface which shall be made ready to receive ZINE STONE surfaces should be free from dust, dirt, oils and debris. Ambient temperatures should be maintained between 10°C and 35°C while any installation is taking place to ensure proper adhesive bonding.

HANDLING & STORAGE

ZINE STONE surfaces are sharp edged flexible sheets which are made of 100% natural stone. Therefore, the following precautions are to be implemented when shifting the sheets:

All handlers are to wear cotton gloves
All sheets are to be carried individually
All sheets are to be carried from the long edge
Sheets of size 122 cm x 244 cm and above should be handled by two persons

ZINE STONE should be stored horizontally stacked in the same format received within the delivered pallets. The dedicated storage facility should be reasonably ventilated between 10°C and 35°C and free of dampness/humidity.
Storage of ZINE STONE stacks should not last longer than six months.

INSTALLATION
Fabrication

ZINE STONE is a revolutionary range of natural stone surfaces which can be applied nominally faster than average stone claddings with reduced efforts. All sheet ranges are below 6 mm thick which renders the process of cutting around sharp edges for sockets, switches and/or irregular parameters a relatively easy task.

To do so;
Draw the desired sheet cutting detail which is equired to be removed from the sheet using a pencil and right angle.

Use a metal snipper or circular saw to cut through the desired outer edges of the sheet.

In order to cut through internal edges, use an angled grinder.

The thermoplastic resin backing used for ZINE STONE gives the sheet a unique capability of undergoing forming treatment for applications on sharp bends.
To do so, apply heat evenly across the sheet for approximately 15 seconds using a heat gun and bend the sheet in the desired shape according to the receiving surface.

APPLICATION

Once the sheet has been cut-out in the required dimension:

WALL/CEILING APPLICATIONS THIN / ULTRA THIN ZINE STONE

Use a 2 mm notched trowel to spread a non-solvent based adhesive evenly on the back of the sheet

OR

Apply a neutral cure silicon evenly spaced at 8 cm apart trailed along the full width and length of the sheet

Ensure that the surface receiving the ZINE STONE sheet is free of dust particles and leveled with a maximum tolerance of 1mm to avoid air gaps and visible joint problems. After pressing the sheet evenly against the receiving surface, use a flat rubber trowel to ensure that the ZINE STONE sheet is bonded properly to the receiving surface.

DECO-LIGHT ZINE STONE

Apply clear non-solvent based silicon to the edges of the sheet which shall be framed in order to avoid opaque patterns when backlighting the surface

ACCENT ZINE STONE

ACCENT ZINE STONE is the easiest of all ZINE STONE products to apply.
Start by peeling of the paper guard at the back of the ACCENT ZINE STONE sheet.
Directly press the ready-to-fix sheet onto the receiving surface and apply marginal pressure using a flat rubber trowel. Caution, use of excessive force with the flat rubber trowel might chip edges of the ACCENT ZINE STONE

JOINERY APPLICATIONS

ULTRA THIN ZINE STONE
ZINE STONE can also be applied to furniture articles in the same fashion as PVC laminate pressings. ULTRA THIN ZINE STONE is the recommended sheet for applications on wood, plasterboard, cement boards or metals. To bond the sheet to the receiving surface, use a single component PU (polyurethane) adhesive and press the sheet with an insulated rubber pad for an average period of six minutes under 80°C.

POST-INSTALLATION

After installing the ZINE STONE surfaces on the receiving surface, apply a quality grade water based penetrating stone sealer to ensure the porosity of the sheet is controlled against oils and grease and to prevent sun spots.
It is important to recognize that ZINE STONE surfaces are made of 100% natural stone materials. Therefore, all surfaces, even if sealed, must be maintained by regular cleaning using a quality grade granite, quartz & stone cleaner every 30 days. It is recommended to use a cleaning agent which contains a small amount of impregnator to ensure the surface remains sealed.

DES*i*GN DES*i*GN LLC.

DUBAI SILICON OASIS, APRICOT TOWER, SUITE 108
PO BOX 34156, DUBAI UNITED ARAB EMIRATES
EMAIL: info@designdesignllc.com
WEB: www.designdesignllc.com
TEL: + 971 (4) 333 7745
FAX: + 971 (4) 333 7749

© 2023 November - DESiGN DESiGN LLC.